



## Model KM06004

The technical drawing illustrates the dimensions of a cabinet from three perspectives:

- Front View (Left):** Shows a height of 560 and a width of 215.
- Side View (Middle):** Shows a depth of 782.
- Top View (Right):** Shows an internal width of 400 and an internal height of 420. It also indicates a mounting area of 260 by 260 with 4 x Ø6.3 moulded mounting holes in the casing. A label points to the "Timber Backboard".

©WT Knowles and Sons Ltd 2017



Established 1906

WT KNOWLES & SONS LIMITED

# SURFACE MOUNTED ELECTRIC METER BOX Mk3

## Model KM06004

### Specification

- Manufactured in white colour glass reinforced plastic (GRP)
- Complies with and fire retardant to – BS 8567:2012 – *Specification for outdoor electricity meter cupboards* formerly ESI (Electrical Supply Industry 12-3)
- Overall size(mm):      400 wide x 560 high x 215 deep  
                                    782 total width with door open  
                                    383 front clearance required to allow door to open

### Features

- Weather and sunlight resistant
- Degradation resistant
- Suitable for all domestic electric meters
- Fitted backboard
- Pre-drilled cable entry positions
- Easy installation – cable entry on the face of the wall
- Complete with - Meter box key
- Cable entry via a hockey stick (not supplied)

### Hockey Sticks

Hockey sticks are available and are used to carry and protect the electricity supply cable between the cable duct and the meter box. For size and colour of hockey stick refer to the local utility provider.

- Comply with: *ENATS 12-24 Class 3 ENA Technical Specification 12-24 Issue 2: February 2008: Technical Specification for Plastic Ducts for Buried Electric Cables*
- Manufactured in uPVC
- Available in the following colours:
  - ~ white hockey stick – Code: K208037
  - ~ black hockey stick – Code: K208038
  - ~ red end hockey stick – Code: K5077

### Replacements - (Spares)

- Door – Code: KM00034
- Meter box key (blue) – Code: K203006
- Latch kit – Code: KT0008
- Pin Hinges – Code: KT0004

### Installation

Please follow the instructions provided in the electric meter box.

A re-formatted instruction sheet is included as pages 3 & 4 of this data sheet which is available to download from our website.



Established 1906

WT KNOWLES & SONS LIMITED

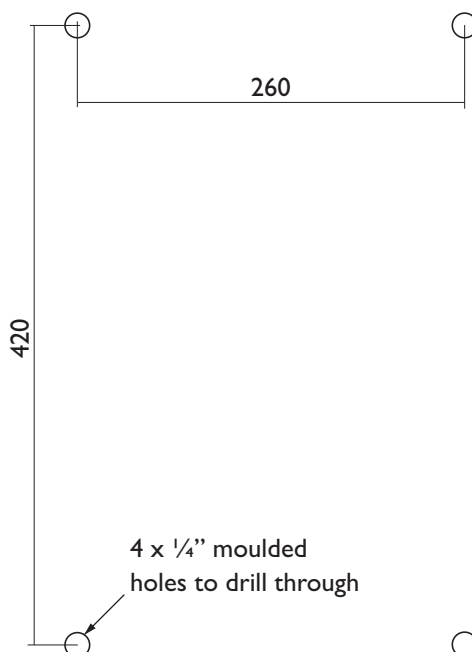
# SURFACE MOUNTED ELECTRIC METER BOX Mk3 Model KM06004

## Surface Mounted Electric Meter Box - General Instructions

**This meter box must be installed by a competent and qualified electrician.**

- Carefully remove the timber backboard by removing the 4 x M5 screws.
- On the rear of the box, carefully drill through the partially moulded holes using a 1/4" drill.
- Position the box so that it is level, with the base preferably between 500mm and 1000mm from the finished ground level.
- Using the box as a template mark the hole locations on the wall. Drill and plug the wall then securely fix the box to the wall with appropriately sized screws.
- Firmly affix the electric meter to the backboard then re-fit the backboard into the box using the 4 x M5 screws.
- 3 x pre-drilled access points are provided (two in the base and one in the back). Those holes not used should remain sealed with the fitted plugs provided.
- Customer meter tails are to enter at the pre-drilled access points
- Some utility providers specify that single phase service cables cannot be fitted inside the wall cavity. They must run vertically up the outer wall and enter the meter box on the underside.
- The cable will be protected by a cable guard or contained within a pipe
- Check with your service provider prior to installation.

## Fixing Hole Dimensions



WT Knowles and Sons Limited  
Ash Grove Pipeworks  
Elland  
West Yorkshire  
HX5 9JA

Tel: 01422 372833  
Fax: 01422 370900  
Email: [sales@wtknowles.co.uk](mailto:sales@wtknowles.co.uk)  
Website: [www.wtknowles.co.uk](http://www.wtknowles.co.uk)

© WT Knowles and Sons Ltd 2017



Established 1906

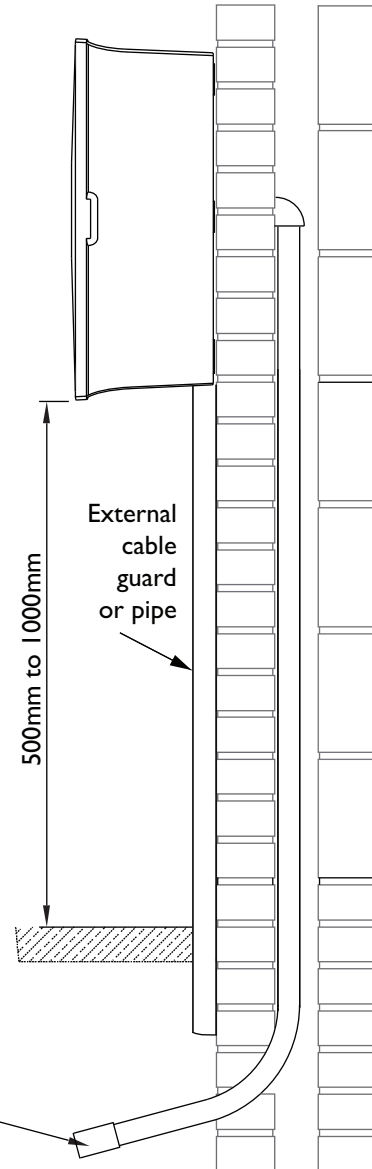
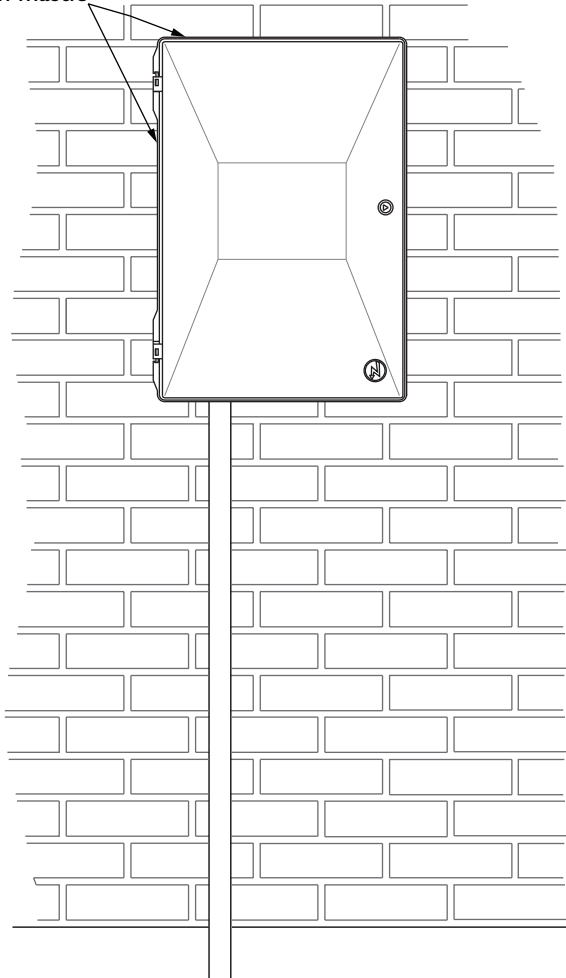
WT KNOWLES & SONS LIMITED

# SURFACE MOUNTED ELECTRIC METER BOX Mk3

## Model KM06004

### Typical Surface Mounted Electric Meter Box Installation

Seal all round  
with mastic



38mm electric  
hockey stick  
Product Code:

K208037 (white)  
K208038 (black)  
K5077 (red end)

09-03-2017

WT Knowles and Sons Limited  
Ash Grove Pipeworks  
Elland  
West Yorkshire  
HX5 9JA

Tel: 01422 372833  
Fax: 01422 370900  
Email: [sales@wtknowles.co.uk](mailto:sales@wtknowles.co.uk)  
Website: [www.wtknowles.co.uk](http://www.wtknowles.co.uk)

©WT Knowles and Sons Ltd 2017