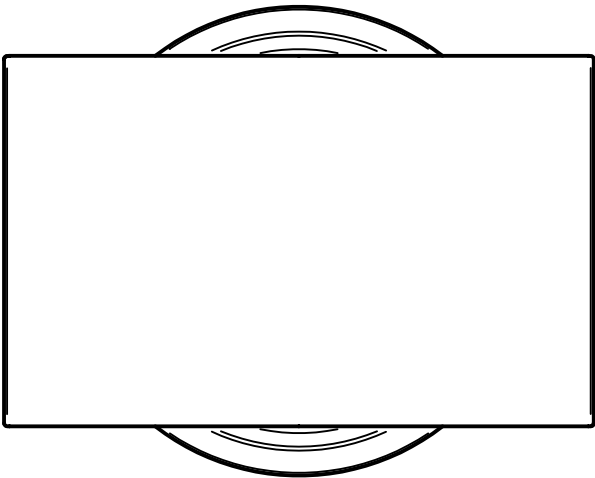
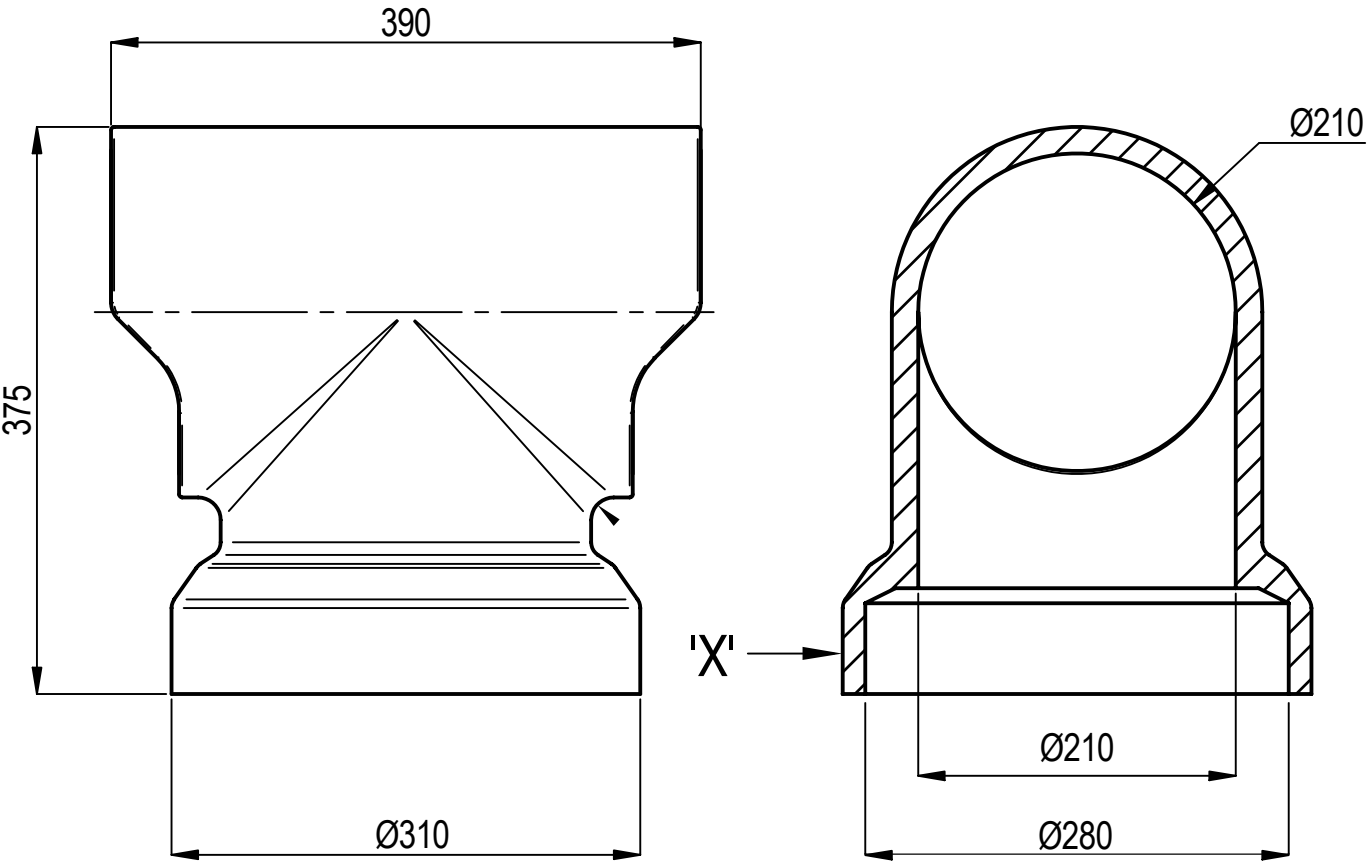



RESTRICTED FLUE TERMINAL TO BS EN13502 - TYPE 1



MARKINGS APPLIED AT 'X'

WTK EN13502   
310 OD  
280 ID  
375 HT  
WTK DATE (DDMMYY)



ISOMETRIC VIEW  
1:10

TO SPECIFY COLOUR, ADD SUFFIX TO CODE  
R = RED, B = BUFF, X = BLACK, G = GLAZED



THIS DRAWING IS THE PROPERTY OF WT KNOWLES & SONS LTD  
AND MUST NOT BE USED IN ANY WAY PREJUDICIAL TO THEIR INTERESTS

± 10% TOLERANCE TO BE APPLIED ON ALL DIMENSIONS

WEIGHT =

DRAWN: GB 05-05-10

SCALE

PROJECTION

DO NOT SCALE

ISSUE: 3 02-07-18

1:5



TITLE :-  
DECORATIVE FUEL EFFECT  
PUSH ON TOP

DRAWING No. :-

KYKP

A4