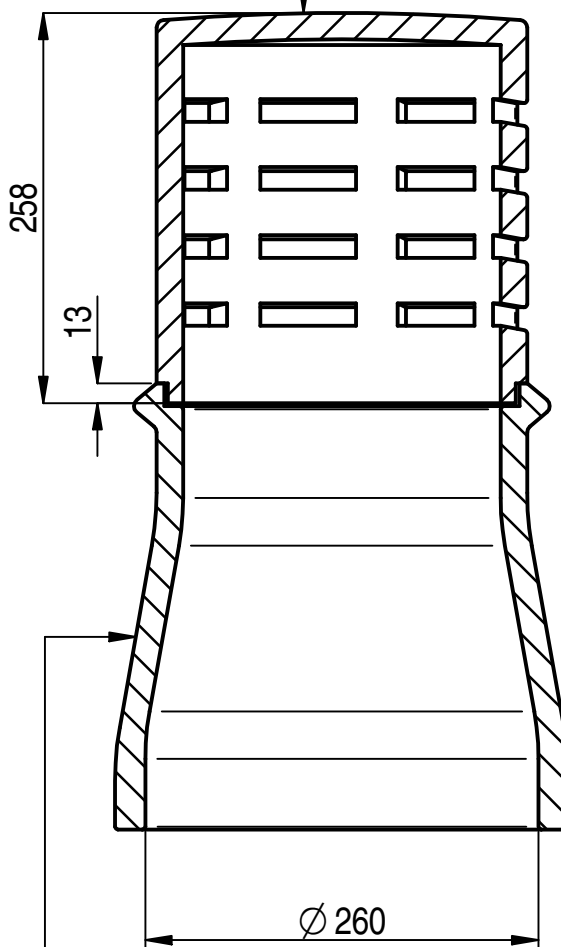
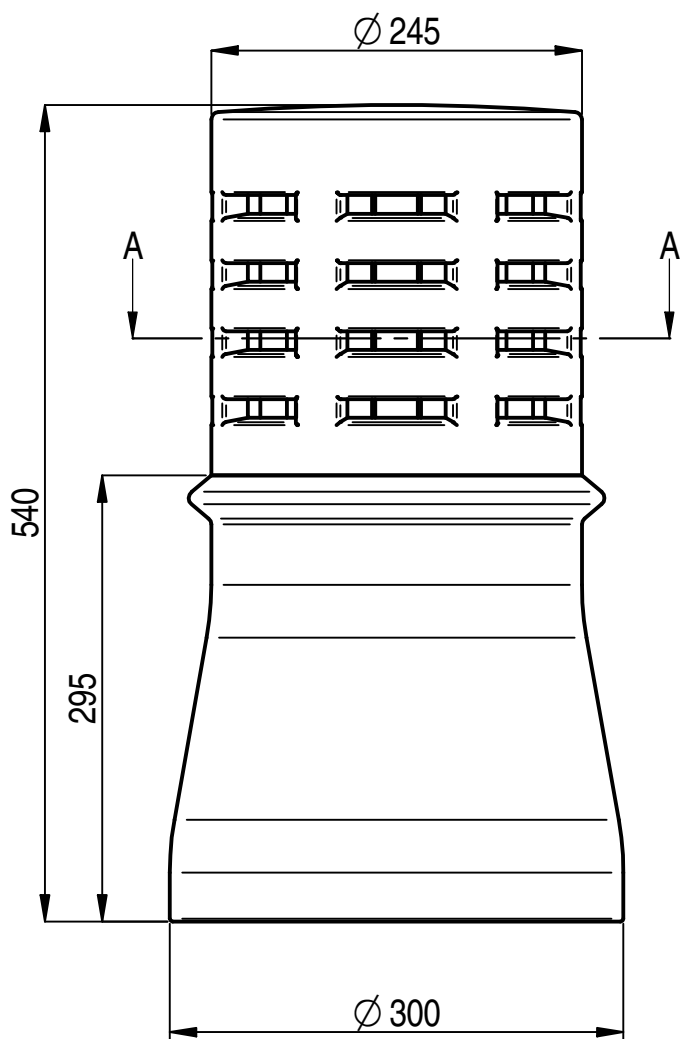


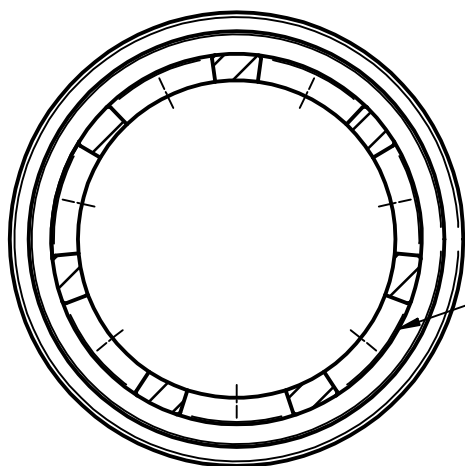
MARKINGS TO APPEAR ON THIS FACE AS FOLLOWS:

WTK EN13502
TYPE 2



MARKINGS TO APPEAR ON THIS FACE AS FOLLOWS:

300/OD
260/ID
540/HT
WTK DATE (DDMMYYYY)



4 ROWS OF 7 -SLOTS
EQUI - SPACED AS SHOWN

SECTION A-A


ALL MARKINGS TO BE IN 10 HIGH
INDENTED CHARACTERS



ISOMETRIC VIEW
1:10

GAS FLUE TERMINAL TO BS EN13502-TYPE 2

TO SPECIFY COLOUR, ADD SUFFIX TO CODE
R = RED, B = BUFF, X = BLACK, G = GLAZED



THIS DRAWING IS THE PROPERTY OF WT KNOWLES & SONS LTD
AND MUST NOT BE USED IN ANY WAY PREJUDICIAL TO THEIR INTERESTS

± 10% TOLERANCE TO BE APPLIED ON ALL DIMENSIONS

WEIGHT = 16.75 Kg

DRAWN: GB 19-11-07

SCALE

PROJECTION

DO NOT SCALE

ISSUE: 8 05-07-18

1:5



TITLE :-

SINGLE COMBI GAS TERMINAL

DRAWING No. :-

KNOTC7

A4