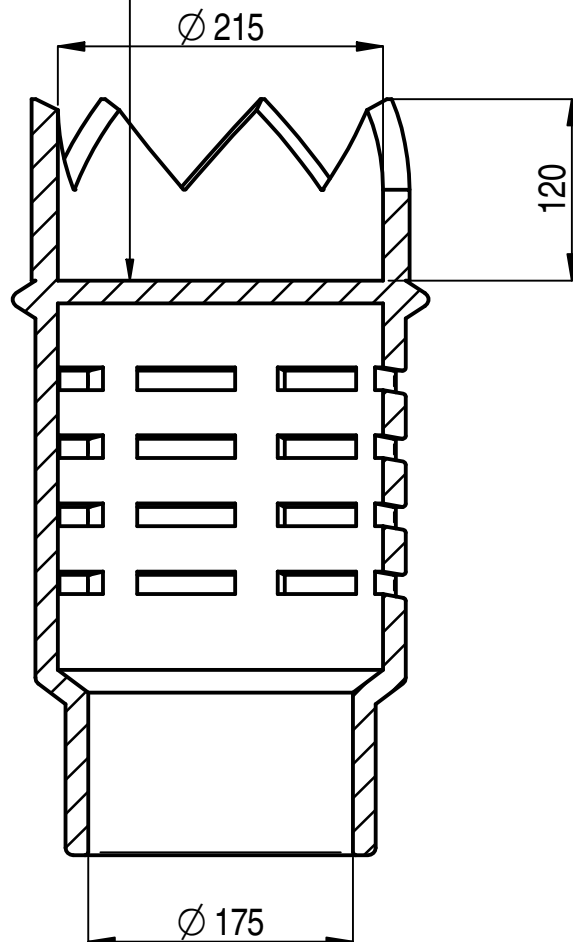
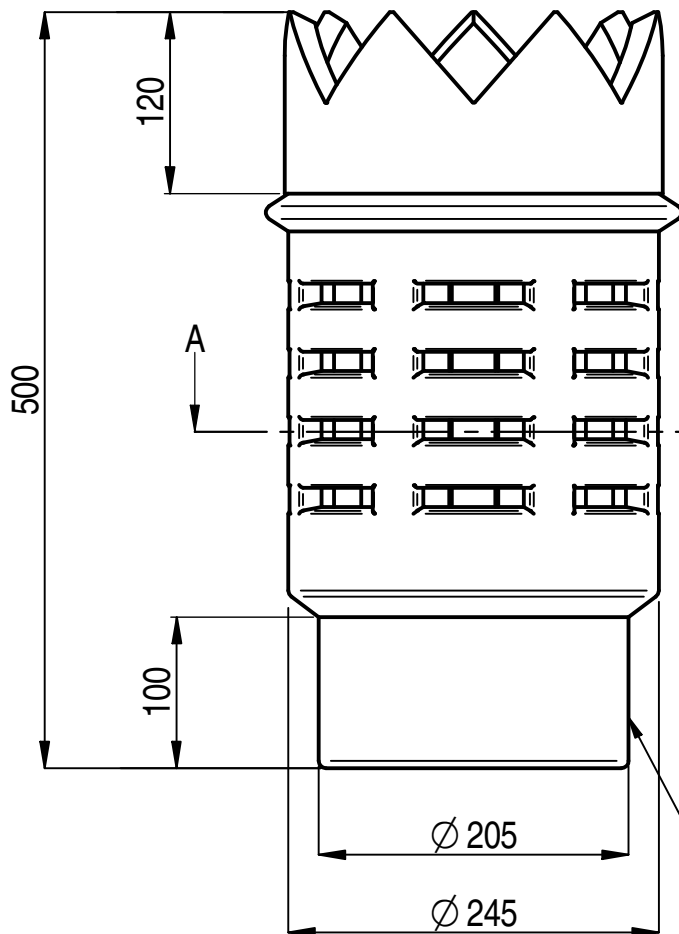


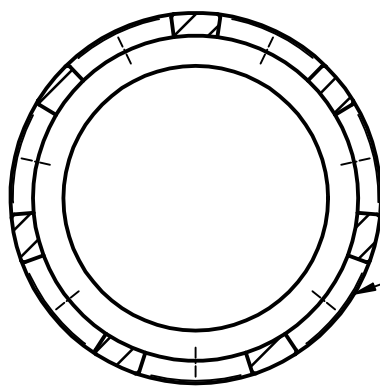
MARKINGS TO APPEAR ON
THIS FACE AS FOLLOWS:

WTK EN13502
TYPE 2



MARKINGS TO APPEAR
ON SPIGOT AS FOLLOWS:

205/OD
175/ID
500/HT
WTK DATE (DDMMYYYY)



4 ROWS OF 7 - SLOTS
EQUI-SPACED AS SHOWN

SECTION A-A



ISOMETRIC VIEW
1:10

ALL MARKINGS TO BE IN 10 HIGH
INDENTED CHARACTERS

TO SPECIFY COLOUR, ADD SUFFIX TO CODE
R = RED, B = BUFF, X = BLACK, G = GLAZED

GAS FLUE TERMINAL TO BS EN13502-TYPE 2



THIS DRAWING IS THE PROPERTY OF WT KNOWLES & SONS LTD
AND MUST NOT BE USED IN ANY WAY PREJUDICIAL TO THEIR INTERESTS

± 10% TOLERANCE TO BE APPLIED ON ALL DIMENSIONS

WEIGHT = 13.80 Kg

DRAWN: GB 30-10-07

SCALE

PROJECTION

DO NOT SCALE

ISSUE: 10 05-07-18

1:5



TITLE :-

CROWNED GAS TERMINAL

DRAWING No. :-

KNO205C

A4